

IES Report

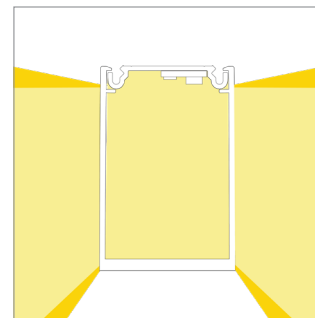
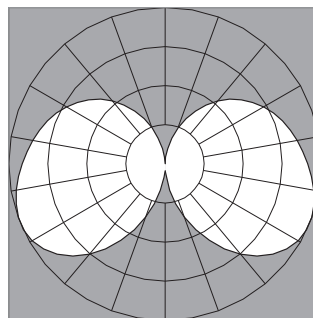

ZipTwo® | 707 | Square 3554, Side Diffuse | 80 CRI | LO

707-Z2-4-48-XX-XX-X-0-Z-LO-35-J9-X-WH-0

	2700K	3000K	3500K	4000K
Efficacy - Lumens per Watt	115	119	121	121
Total Lumens, 4' rail length (1219mm)	1708	1762	1798	1798
Lumens per foot (305mm)	427	440	449	449
Input Power (W), 4' rail length (1219mm)	14.9	14.9	14.9	14.9
Watts per foot (305mm)	3.8	3.8	3.8	3.8
CRI	82	82	82	82

Due to the large number of options in Vode's product offering, most Vode IES reports are factored reports prepared from source reports. Source reports are the IES test reports prepared for Vode by an NVLAP accredited photometric test laboratory. Factored reports are based on data from the Vode source reports.

If the data above is in black, it is directly from a Vode source report. If it is in grey, it is factored from Vode source reports. Reference details on Vode source reports can be found on the [IES File Finder](#) page on [vode.com](#).



IES Report

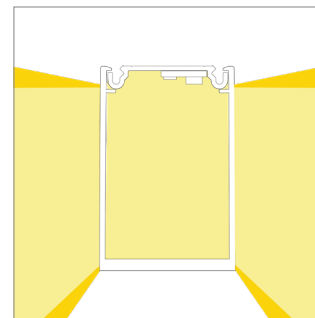
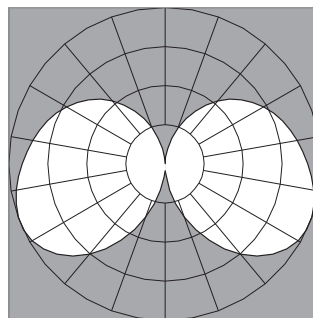

ZipTwo® | 707 | Square 3554, Side Diffuse | 80 CRI | SO

707-Z2-4-48-XX-XX-X-0-Z-SO-35-J9-X-WH-0

	2700K	3000K	3500K	4000K
Efficacy - Lumens per Watt	131	135	138	138
Total Lumens, 4' rail length (1219mm)	3416	3524	3596	3596
Lumens per foot (305mm)	854	881	899	899
Input Power (W), 4' rail length (1219mm)	26.1	26.1	26.1	26.1
Watts per foot (305mm)	6.6	6.6	6.6	6.6
CRI	82	82	82	82

Due to the large number of options in Vode's product offering, most Vode IES reports are factored reports prepared from source reports. Source reports are the IES test reports prepared for Vode by an NVLAP accredited photometric test laboratory. Factored reports are based on data from the Vode source reports.

If the data above is in black, it is directly from a Vode source report. If it is in grey, it is factored from Vode source reports. Reference details on Vode source reports can be found on the [IES File Finder](#) page on [vode.com](#).



IES Report

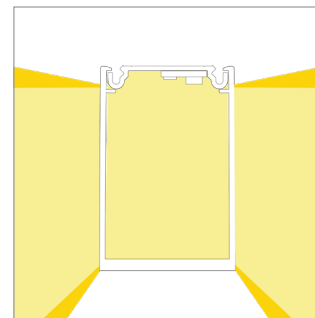
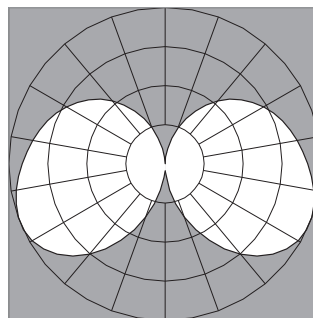

ZipTwo® | 707 | Square 3554, Side Diffuse | 80 CRI | HO

707-Z2-4-48-XX-XX-X-0-Z-HO-35-J9-X-WH-0

	2700K	3000K	3500K	4000K
Efficacy - Lumens per Watt	130	134	137	137
Total Lumens, 4' rail length (1219mm)	5124	5286	5394	5394
Lumens per foot (305mm)	1281	1321	1348	1348
Input Power (W), 4' rail length (1219mm)	39.6	39.6	39.6	39.6
Watts per foot (305mm)	9.9	9.9	9.9	9.9
CRI	82	82	82	82

Due to the large number of options in Vode's product offering, most Vode IES reports are factored reports prepared from source reports. Source reports are the IES test reports prepared for Vode by an NVLAP accredited photometric test laboratory. Factored reports are based on data from the Vode source reports.

If the data above is in black, it is directly from a Vode source report. If it is in grey, it is factored from Vode source reports. Reference details on Vode source reports can be found on the [IES File Finder](#) page on [vode.com](#).



IES Report

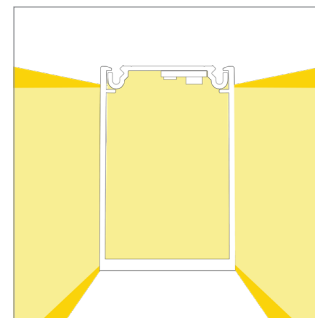
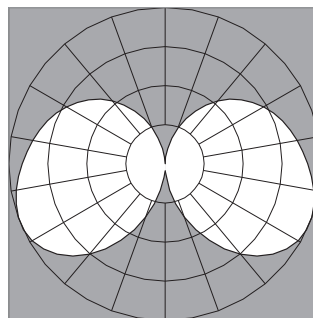

ZipTwo® | 707 | Square 3554, Side Diffuse | 90 CRI | LO

707-Z2-4-48-XX-XX-X-0-Z-LO-359-J9-X-WH-0

	2700K	3000K	3500K	4000K
Efficacy - Lumens per Watt	99	103	105	106
Total Lumens, 4' rail length (1219mm)	1472	1519	1550	1565
Lumens per foot (305mm)	368	380	387	391
Input Power (W), 4' rail length (1219mm)	14.9	14.9	14.9	14.9
Watts per foot (305mm)	3.8	3.8	3.8	3.8
CRI	95	95	95	95

Due to the large number of options in Vode's product offering, most Vode IES reports are factored reports prepared from source reports. Source reports are the IES test reports prepared for Vode by an NVLAP accredited photometric test laboratory. Factored reports are based on data from the Vode source reports.

If the data above is in black, it is directly from a Vode source report. If it is in grey, it is factored from Vode source reports. Reference details on Vode source reports can be found on the [IES File Finder](#) page on [vode.com](#).



IES Report

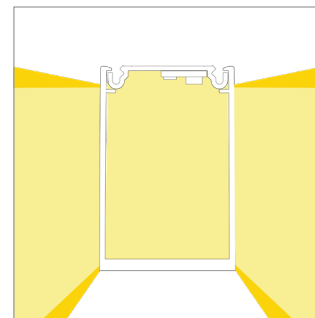
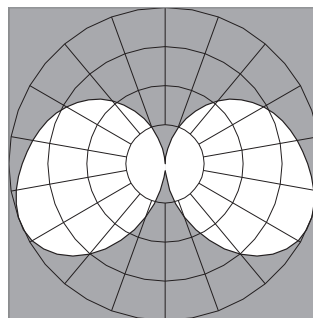

ZipTwo® | 707 | Square 3554, Side Diffuse | 90 CRI | SO

707-Z2-4-48-XX-XX-X-0-Z-SO-359-J9-X-WH-0

	2700K	3000K	3500K	4000K
Efficacy - Lumens per Watt	113	117	119	120
Total Lumens, 4' rail length (1219mm)	2945	3038	3100	3131
Lumens per foot (305mm)	736	759	775	783
Input Power (W), 4' rail length (1219mm)	26.1	26.1	26.1	26.1
Watts per foot (305mm)	6.6	6.6	6.6	6.6
CRI	95	95	95	95

Due to the large number of options in Vode's product offering, most Vode IES reports are factored reports prepared from source reports. Source reports are the IES test reports prepared for Vode by an NVLAP accredited photometric test laboratory. Factored reports are based on data from the Vode source reports.

If the data above is in black, it is directly from a Vode source report. If it is in grey, it is factored from Vode source reports. Reference details on Vode source reports can be found on the [IES File Finder](#) page on [vode.com](#).



IES Report

ZipTwo® | 707 | Square 3554, Side Diffuse | 90 CRI | HO

707-Z2-4-48-XX-XX-X-0-Z-HO-359-J9-X-WH-0

	2700K	3000K	3500K	4000K
Efficacy - Lumens per Watt	112	116	118	119
Total Lumens, 4' rail length (1219mm)	4417	4557	4650	4696
Lumens per foot (305mm)	1104	1139	1162	1174
Input Power (W), 4' rail length (1219mm)	39.6	39.6	39.6	39.6
Watts per foot (305mm)	9.9	9.9	9.9	9.9
CRI	95	95	95	95

Due to the large number of options in Vode's product offering, most Vode IES reports are factored reports prepared from source reports. Source reports are the IES test reports prepared for Vode by an NVLAP accredited photometric test laboratory. Factored reports are based on data from the Vode source reports.

If the data above is in black, it is directly from a Vode source report. If it is in grey, it is factored from Vode source reports. Reference details on Vode source reports can be found on the [IES File Finder](#) page on [vode.com](#).